

130 SERIES

The **130 Series Dual Disk Brake**, named for its **thirteen inch** diameter disks, offers high performance in a **torque range from 23 lb-inches up to 9,840 lb-inches**.

The 130 Series Brake delivers the precise torque range needed for a particular application by allocating actuation of just the number of cylinders needed, from **one up to eight**.

OPTIONS

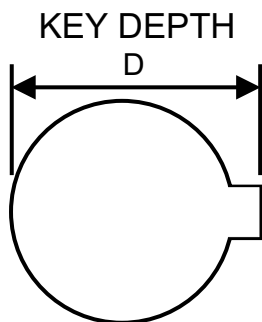
- **Mounting Adapter (MA)**. A plate connecting adjacent actuator assemblies. Reduces the quantity of mounting bolts needed.
- **Metric Mounting Bolt (MMB)**. Metric mounting bolts for the actuators.
- **Non-Standard Key (NSK)**. For shafts having a different sized key other than the standardized ones usually used.
- **Reduced Area Piston (RA)**. Reduces torque produced to 31% of normal.

ACCESSORIES

- **Mounting Plate** - Flat plate for mounting the brake and guard if used.
- **Guard** - Safety device to prevent people or objects from touching brake when in motion or hot.
- **Guard Blocks** - Allows installation of guard without mounting plate.
- **Valve Assembly** - Controls air supply for actuators.

SPECIFICATIONS:

Disk/Hub Inertia	56.9 Slug-in ²
Max. Torque	9,840 in-lbs
Disk/Hub Weight	94.6 lbs.
Max. Ship Wt.	130 lbs. with adapter
Min. Shaft Length	7.3 in.



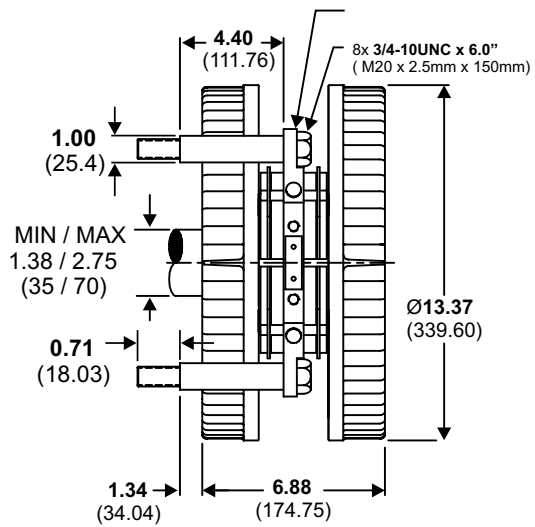
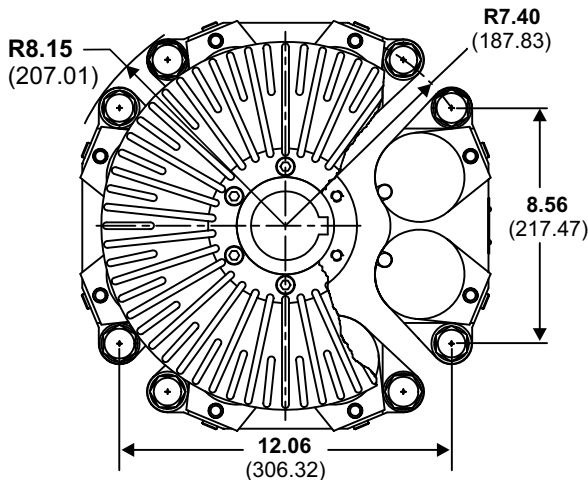
TORQUE CAPACITY, LB-IN (N-M)				
Torque Capacity at 75psi (5.17 bar)				
BRAKE SIZE		PAD COEFFICIENT OF FRICTION		
SERIES	# OF CYLINDERS	0.10 (#1) LB-IN (N-M)	0.20 (#2) LB-IN (N-M)	0.45 (#4) LB-IN (N-M)
130	1	270 (30)	550 (62)	1230 (139)
	2	550 (62)	1090 (124)	2460 (278)
	3	820 (93)	1640 (185)	3690 (416)
	4	1090 (123)	2190 (247)	4920 (555)
	5	1370 (155)	2740 (310)	6150 (694)
	6	1640 (185)	3280 (371)	7380 (833)
	7	1910 (216)	3830 (432)	8610 (972)
	8	2190 (247)	4370 (493)	9840 (1111)

STANDARD HUB BORE AND KEY DIMENSIONS						
	ENGLISH			METRIC		
	BORE	KEY	DEPTH (D)	BORE	KEY	DEPTH (D)
1 3 0 S E R I E S	1.375	5/16	1.518	35	10	38.3
	1.438	3/8	1.605	38	10	41.3
	1.500	3/8	1.669	40	12	43.3
	1.563	3/8	1.732	42	12	45.3
	1.625	3/8	1.796	45	14	48.8
	1.688	3/8	1.859	48	14	51.8
	1.750	3/8	1.922	50	14	53.8
	1.813	1/2	2.032	52	16	56.3
	1.875	1/2	2.096	55	16	59.3
	1.938	1/2	2.160	58	16	62.3
	2.000	1/2	2.223	60	18	64.4
	2.063	1/2	2.287	62	18	66.4
	2.125	1/2	2.350	65	18	69.4
	2.188	1/2	2.414	68	20	72.9
	2.250	1/2	2.477	70	20	74.9
	2.313	5/8	2.587			
	2.375	5/8	2.651			
	2.438	5/8	2.714			
	2.500	5/8	2.778			
	2.563	5/8	2.841			
2.625	5/8	2.905				
2.688	5/8	2.968				
2.750	5/8	3.032				

1/4" Step outside

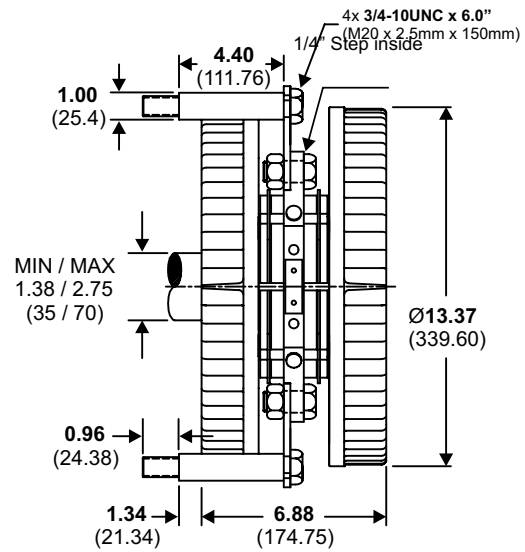
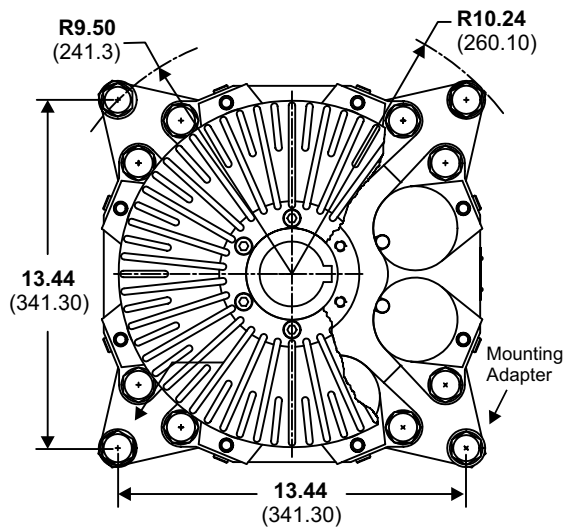
130 SERIES DIMENSIONS (Model 138 shown)

inches (mm)



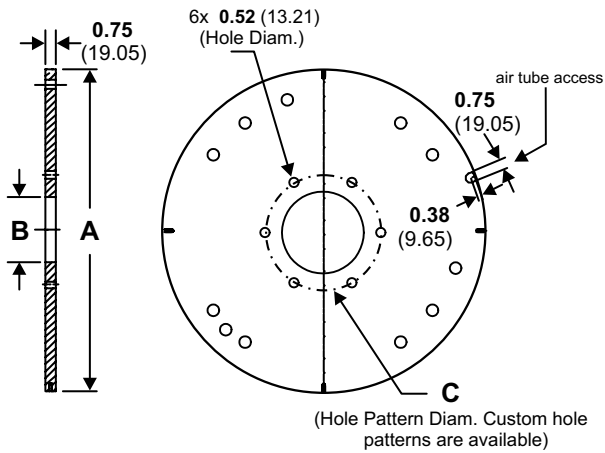
130 SERIES WITH MOUNTING ADAPTERS (Option - Model 138 shown)

inches (mm)



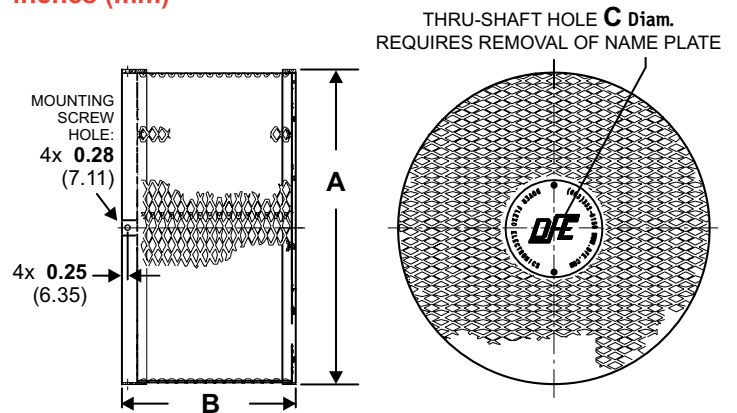
MOUNTING PLATE DIMENSIONS

inches (mm)



BRAKE GUARD DIMENSIONS

inches (mm)



MOUNTING PLATE DIMS. (130 Series)		A	B	C
Models 131-138	IN	17.75	4.50	6.38
	mm	450.85	114.30	161.93
Models 135-138 (with adapters)	IN	24.90	5.00	8.50
	mm	641.10	127	215.90

BRAKE GUARD DIMS. (130 Series)		A	B	C
Models 131-138	IN	18.10	9.88	2.88
	mm	459.74	250.95	73.15
Models 135-138 (with adapters)	IN	25.24	11.63	4.63
	mm	641.10	295.40	117.60